


# AREA 1

## Storie in sequenze – livello 1



### **Abilità coinvolte**

- Attenzione e analisi visiva
- Capacità inferenziali
- Capacità di analisi spaziale e temporale di elementi figurativi
- Capacità di valutazione di fatti sociali




### **Istruzioni per la somministrazione**

L'operatore mostra le immagini al soggetto e lo invita a riordinarle per formare una storia di senso compiuto, inserendo nelle apposite caselle i numeri corrispondenti alla posizione da esse occupata nella storia.




Nota: per evitare interferenze di natura visiva dovute alla presenza di immagini non appartenenti alla stessa storia, si consiglia di utilizzare un cartoncino bianco per schermare la parte del foglio non necessaria allo svolgimento dell'esercizio.

### **Esempi di consegne**



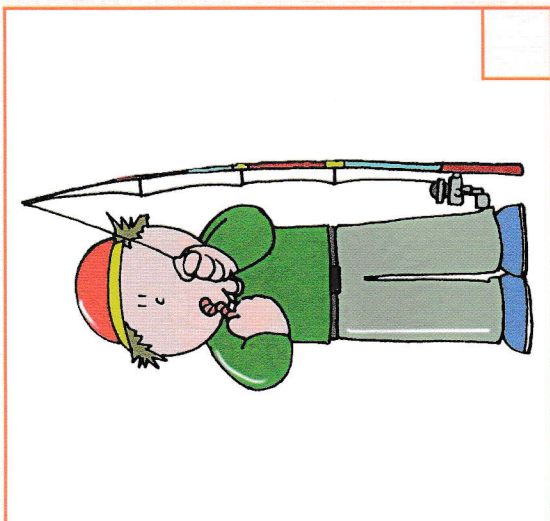
«Osserva attentamente queste immagini, raccontano una storia ma sono in disordine. Tu dovrai riordinarle inserendo negli appositi spazi [indicare le rispettive caselle di risposta] il numero corrispondente alla posizione che queste occupano all'interno della storia.»  
Con i soggetti più giovani l'operatore potrà utilizzare la seguente formula: «Dopo aver osservato attentamente queste immagini, dovrai riordinarle per formare una storia, indicandomi quale di queste si colloca al primo posto, quale al secondo e quale al terzo, scrivendo i rispettivi numeri nelle apposite caselle [indicare le rispettive caselle di risposta]».




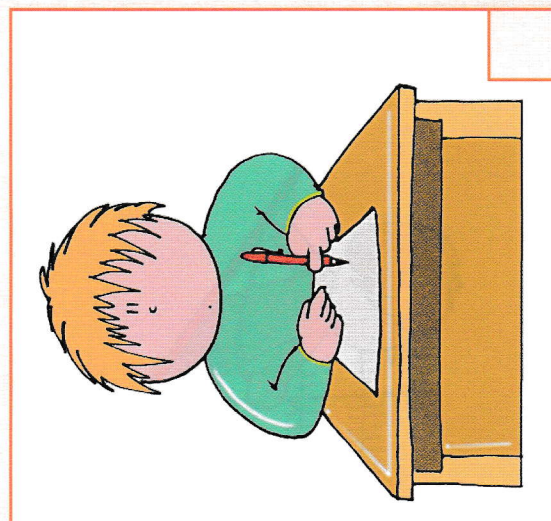

A





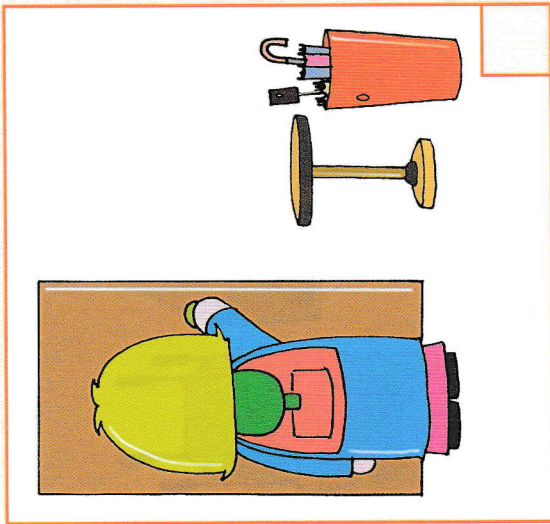
B






A



B






A






B

**PROBLEM SOLVING**




Area 1 - Storie in sequenze - livello 1






A



B



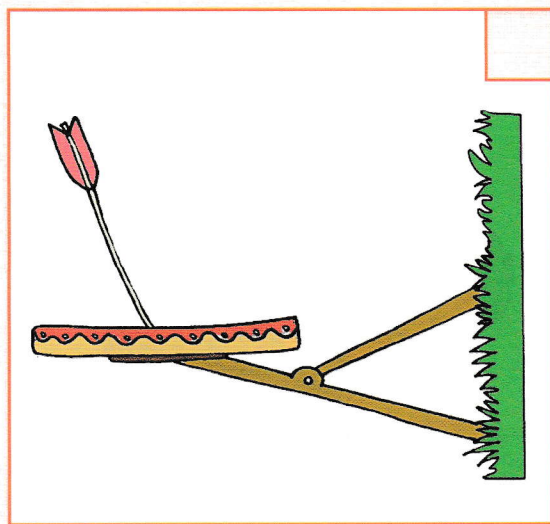

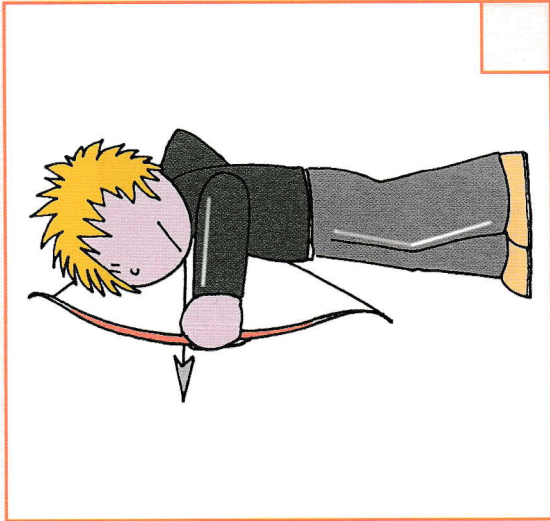
A



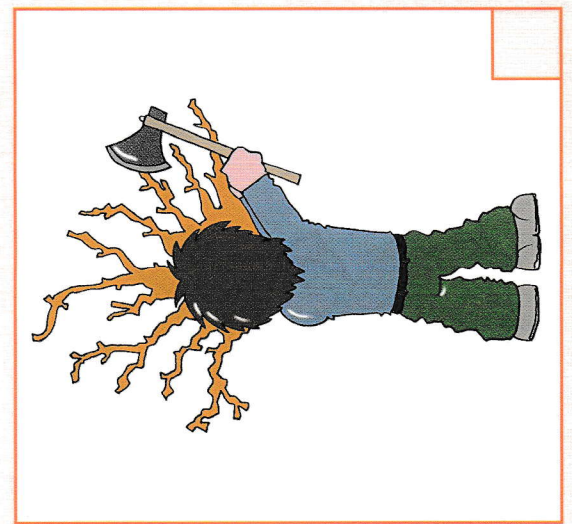

B

**PROBLEM SOLVING**




Area 1 - Storie in sequenze - livello 1






A



B






A






B







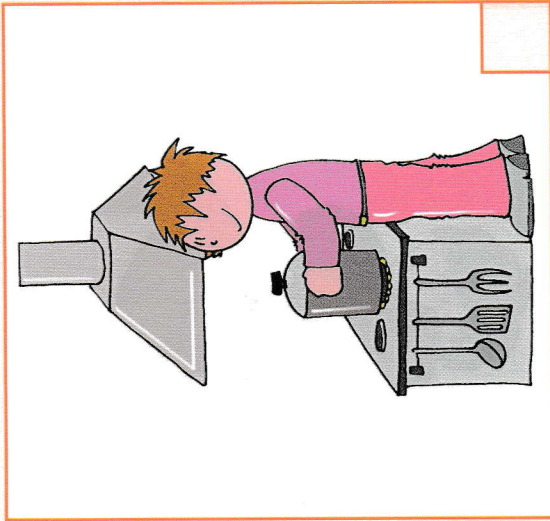
A






B

**PROBLEM SOLVING**


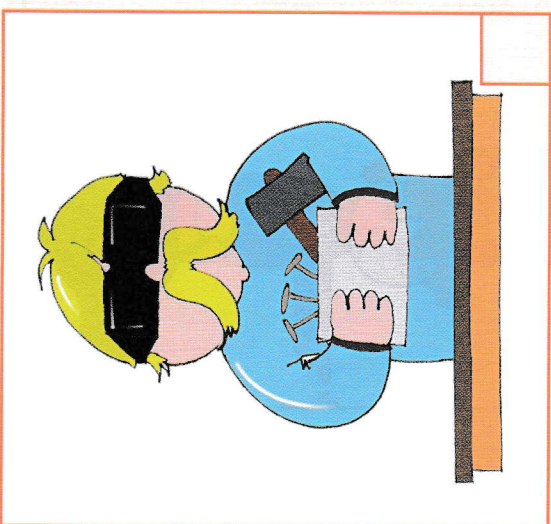

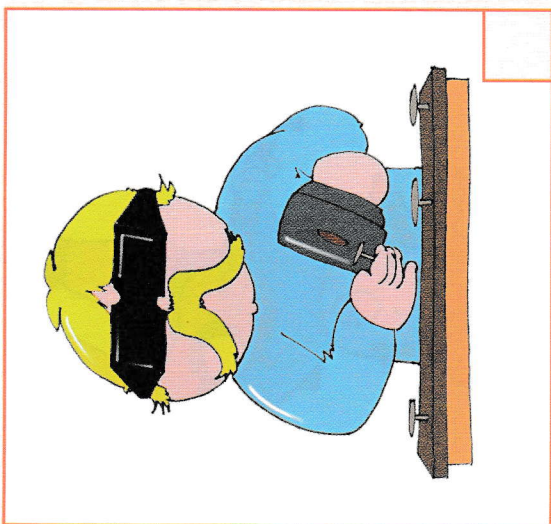
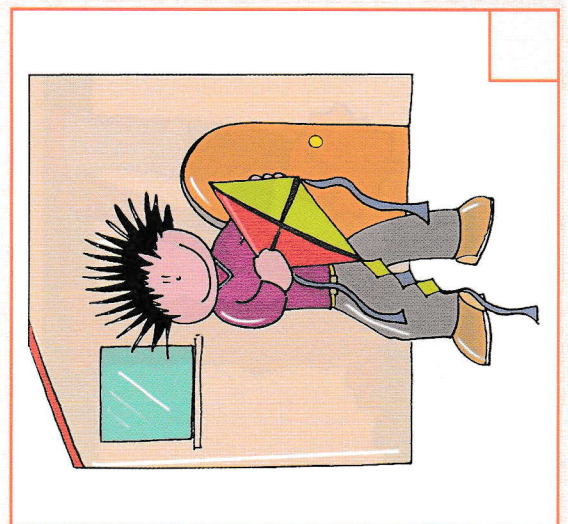

Area 1 - Storie in sequenze - livello 1



A



B



A

B

Nome e cognome	
Data di nascita	Classe/Scolarità

Osservazione comportamentale	
<input type="checkbox"/> difficoltà nella comprensione della consegna <input type="checkbox"/> impulsività nel fornire le risposte <input type="checkbox"/> scarsa attenzione	<input type="checkbox"/> scarsa collaborazione <input type="checkbox"/> difficoltà nel motivare la propria scelta <input type="checkbox"/> difficoltà di linguaggio in produzione
<input type="checkbox"/> tendenza all'affaticamento <input type="checkbox"/> necessari continue sollecitazioni e rinforzi <input type="checkbox"/> marcata inibizione emotiva	

Item	Risposta*	Punti	Tempo di esecuzione	Osservazione comportamentale				
1	A <table border="1"> <tr><td> </td><td> </td></tr> <tr><td>2</td><td>1 3</td></tr> </table>			2	1 3			
2	1 3							
B <table border="1"> <tr><td> </td><td> </td></tr> <tr><td>1</td><td>3 2</td></tr> </table>			1	3 2				
1	3 2							
2	A <table border="1"> <tr><td> </td><td> </td></tr> <tr><td>2</td><td>3 1</td></tr> </table>			2	3 1			
2	3 1							
B <table border="1"> <tr><td> </td><td> </td></tr> <tr><td>3</td><td>1 2</td></tr> </table>			3	1 2				
3	1 2							
3	A <table border="1"> <tr><td> </td><td> </td></tr> <tr><td>2</td><td>3 1</td></tr> </table>			2	3 1			
2	3 1							
B <table border="1"> <tr><td> </td><td> </td></tr> <tr><td>3</td><td>1 2</td></tr> </table>			3	1 2				
3	1 2							

\* Per ogni item, l'operatore compilerà la striscia con le caselle vuote inserendo la sequenza di numeri indicata o scritta dal soggetto sul materiale d'esame, confrontandola con quella corretta riportata nella striscia in basso.

Item	Risposta	Punti	Tempo di esecuzione	Osservazione comportamentale
8	A <input type="text"/> <input type="text"/> <input type="text"/> <input type="text"/> 3 1 2			
	B <input type="text"/> <input type="text"/> <input type="text"/> <input type="text"/> 3 2 1			
9	A <input type="text"/> <input type="text"/> <input type="text"/> <input type="text"/> 1 2 3			
	B <input type="text"/> <input type="text"/> <input type="text"/> <input type="text"/> 3 2 1			
10	A <input type="text"/> <input type="text"/> <input type="text"/> <input type="text"/> 1 2 3			
	B <input type="text"/> <input type="text"/> <input type="text"/> <input type="text"/> 1 3 2			
11	A <input type="text"/> <input type="text"/> <input type="text"/> <input type="text"/> 1 3 2			
	B <input type="text"/> <input type="text"/> <input type="text"/> <input type="text"/> 1 3 2			

Item	Risposta	Punti	Tempo di esecuzione	Osservazione comportamentale
16	A	<input type="text"/>		
		<input type="text"/>		
		<input type="text"/>		
		<input type="text"/>		
17	A	<input type="text"/>		
		<input type="text"/>		
		<input type="text"/>		
		<input type="text"/>		
18	A	<input type="text"/>		
		<input type="text"/>		
		<input type="text"/>		
		<input type="text"/>		
19	A	<input type="text"/>		
		<input type="text"/>		
		<input type="text"/>		
		<input type="text"/>		